

REACH WORK TABLE



Description

The **REACH-OF-TAB-CV-9648-FM-36** is the perfect addition to any space where collaboration and hands on learning are taking place. Whether it be a maker space, art studio or common area, these tables offer a large work surface for a group to work around. A low shelf offers storage for materials and supplies.

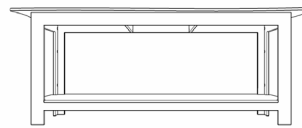

Product features

- Work table height: **36"**
- Shelving for storage underneath
- Fixed height legs
- Floor glides

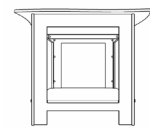
33"	Grade 3-5
36"	Grade 6-8
39"	Grade 9-10
42"	Grade 11+

Views

Refer to Technical Sheet for more details.



96"



48"

36"

Materials

- Europly FSC Certified hardwood plywood (FSC R 012337)

REACH WORK TABLE

LENGTH 96"

DEPTH 48"

HEIGHT 36"

Dimensions indicated are approximate. Please contact us if you require clarification.

